

THE EFFICIENT RANDOM ERECT & BOTTOM CLOUSE

CARTON SEALING SOLUTION



ECOMMERCE & FULFILLMENT

BOTTOM ONLY SEALING SOLUTION

QUICK HIGHLIGHTS

SEALS UP TO 10 CARTONS PER/MIN.*

*SPEED DEPENDENT ON CARTON SIZE AND MACHINE OPTIONS

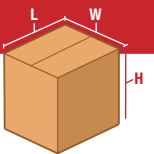
- “Soft Touch” Pneumatic System is Gentle on Cartons
- Erect & Seal Your Cartons All-in-One Machine
- Mounting of Electrical Box on Either Side
- Bottom Seals Random Size Cartons without Stopping for Adjusting
- Maintenance Free Air Cylinders



CARTON RANGE

Specifications based on RSBFT20-2

Length (min. - max.) (7.8" - 23.6")	Width (min. - max.) (7.8" - 19.6")	Height (min. - max.) (4.0" - U")
--	---	---



RSBFT

RANDOM SIDEDRIVE BOTTOM FLAP FOLDER

The BestPack™ RSBFT Series is a random operator-fed, bottom carton sealer designed to reduce the time required to fold & seal the bottom flaps of a carton. This unit can be used when random size carton forming volume has become too large to manually form and tape the cartons, but the volume is too small to justify a fully automatic carton erector/sealer.




FREE PRODUCT SUPPORT:
TRAINING VIDEOS | ONLINE MANUALS | TECH SUPPORT

*CONTACT YOUR LOCAL BESTPACK REPRESENTATIVE FOR MORE INFORMATION

WWW.BESTPACK.COM

VERSION 4.0_1123



EXTENDED SIDERIVE BELTS

Gently pulls product through while reducing less wear & tear on parts.



BOTTOM FLAP FOLDER

Eliminates repetitive manual folding of flaps, improving worker efficiency.



T-RAIL ERECTING STATION

Manual erecting solution creates an all-in-one sealing solution.



BESTPACK'S AC TAPE HEAD

Provides a clean and consistent seal, user friendly design.



CARTON SENSORS ON EXTENDED SIDERIVE BELT

Detects carton to activate belt drive.

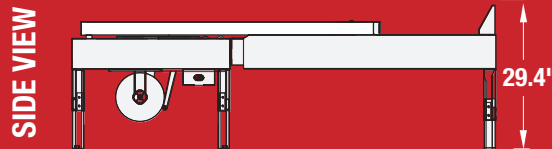
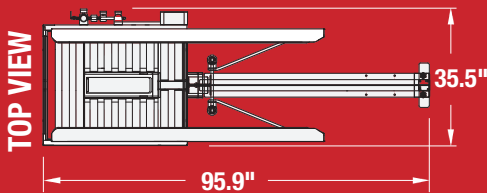


EMERGENCY STOP & START BUTTON

Instantly shuts off power during emergencies, offers easy access for operator to restart machine.

MACHINE FOOTPRINT

Specifications based on RSBFT20-2



Note: Dimensions are all subject to change without prior notification.

OPTIONS

- Available in Stainless Steel
- Exit Conveyors
- Locking Casters with Support Brackets
- Low Tape/No Tape Sensor
- Integrable with Robotic Solutions

POPULAR RSBFT MODELS

PLEASE REFER TO COMPARISON CHART FOR COMPLETE LIST OF MODELS.

MODEL	MACHINE DIMENSIONS LENGTH x WIDTH x HEIGHT	CARTON RANGE* LENGTH (min. - max.) x WIDTH (min. - max.) x HEIGHT (min. - max.)	CONVEYOR HEIGHT HEIGHT (min. - max.)	CARTONS PER MIN.	SHIPPING WEIGHT (LBS)	POWER REQUIREMENTS
RSBFT20-2H** 2" Tape Head	(95.9") x (35.5") x (29.4")	(7.8" - 23.6") x (7.8" - 19.6") x (4.0+)"	(23.5" - 30")	Up to 10	350	110 Volts 60 Hz
RSBFT20-3H** 3" Tape Head	(95.9") x (35.5") x (29.4")	(7.8" - 23.6") x (7.8" - 19.6") x (4.0+)"	(23.5" - 30")	Up to 10	350	110 Volts 60 Hz

INFORMATION SUBJECT TO CHANGE WITHOUT NOTICE.

*OUTSIDE DIMENSIONS ONLY
** HIGH SPEED



For more information please go to:
WWW.BESTPACK.COM or call us at **1.888.588.2378**

© 2024 BestPack Packaging Systems. All rights reserved. This document is BestPack Public Information.