

# GENERAL MAINTENANCE

## FLOW WRAPPERS

### REQUIRED TOOLS:

- SAFETY GLOVES
- WIRE BRUSH
- ALL PURPOSE GREASE
- PAINT BRUSH
- AIR BLOWER
- FOOD GRADE OIL AEROSOL



## MAINTENANCE PROCEDURE

### STEP 1 HEAT KNIFE



Turn on the machine and let the machine heat up.

### STEP 2 PREP THE MACHINE



Use compressed air to blow all residue and build up off the machine.

### STEP 3 PREP THE MACHINE



Unlatch bottom of the infeed conveyor cover to blow air around using compressed air.

**ALWAYS WEAR APPROPRIATE SAFETY GLOVES  
WHEN PERFORMING CLEANING FOR A KNIFE.**

## STEP 4 KNIFE MAINTENANCE




**SAFETY ALERT: WEAR GLOVES**

Wearing safety gloves, open the exit safety plexi cover.

Use the wire brush to remove any plastic build up.

Use the inching button to brush both sides of the hot knife.


## STEP 5 CHAIN MAINTENANCE



TURN OFF POWER.

Open the front and back machine covers in 3 spots.


## STEP 6 CHAIN MAINTENANCE



Using the paint brush, dip it in the grease and apply to the chains located on the front of machine.

Put front cover back into its place when done applying.

## STEP 7 CHAIN MAINTENANCE



Using the paint brush, dip it in grease and apply to the chains from top to bottom located on the back of the machine.

Put both back covers into their place when done applying.

## STEP 8 CHAIN MAINTENANCE



Use food grade oil aerosol spray on the infeed chain.

Access the HMI and click the "inch" button. Move the infeed conveyor chain until the unsprayed section reaches the bottom. Continue spraying the remaining portion of the chain.

Latch the bottom conveyor cover closed when done.



## RELIABLE SUPPORT WHEN YOU NEED IT MOST

The BP360 support program provides you with personalized guidance, expert troubleshooting, and 24/7 support to enhance your solution's performance through:

- **BPA Rewards Program**
- **Access to Real Time Data with DAS**
- **Phone & Online Support**
- **24/7 Resource Web Center via Our Help Website**

START EXPLORING HERE:  
**HELP.BESTPACK.COM**

LOOKING FOR SPARE PARTS? CONTACT US AT: **ORDERS@BESTPACK.COM**



For more information please go to:  
**WWW.BESTPACK.COM** or call us at **1.888.588.2378**